

## 9X6 9X7 SHIFTER'S SIDE LEVER INSTALLATION

These instructions start after you have removed your center console and have gained access to the Shifter Console.

1. Start by removing your Short Shifter, it is easier to fit the shifter with the lever at the same time from the top.

To remove the original side lever, use a small flat-head screwdriver to push the plastic shaft out. It should not take much to push it out.




2. Now, you have to make room for the new shaft (12mm Shoulder bolt). You could reuse the original plastic shaft, but there is probably some play there too so I don't recommend it.

To do that, you will need to drill a 10mm hole on the center console so it looks like this :




Don't worry if it's not perfect, when the nut will be tight, there will be no movement.

3. The hole on the other side has two flat spots that you will need to round off too. A small file will do it in a few seconds.




4. You can install the side lever now. It is easier to fit both the shifter and side lever together into the console. Grease the inside of the Shift lever to prevent premature wear (any high pressure grease will do as long as it's high quality).

Find the correct position, and slide it in.



5. Then, insert the shaft with the nut.

To tighten the nut, use a flathead screwdriver and wedge it in between the nut and the console.



6. Now, remove your cable end (blue one) from the old lever. It's just a friction fit plastic pin.




Grease it (any mechanical grease will do), and insert the new shaft with bolt on the aluminum lever. The use of thread locker is recommended here.



Tighten to 15Nm\*

**That's it, your Ben Auto Design side lever is installed !**

Finish the installation by adjusting your Short Shifter correctly, and fitting the whole assembly back in the car.



As always, I recommend to leave the center console out for a few drives to make sure nothing gets loose with the first vibrations.

If you have any question about the installation, contact your dealer and we will get back to you as soon as possible.

Ben.